

**INDIANA AREA SCHOOL DISTRICT
ELEMENTARY STAFF SURVEY
SUMMARY OF 83 RESPONSES (Approximately 70% Response Rate)**

Top rankings for each category:

Academic top 3 of 10 ranked 1 through 5

1. Number of students in a classroom – 85.5%
2. Student services (Guidance, Social, Emotional, Other) – 77.2%
3. Program offerings (Art, Library, Music, PE, Technology, Other) – 66.2%

Facilities top 3 of 10 ranked 1 through 5

1. Adequately sized rooms – 89.2%
2. Environmental (heating, a/c, lighting) – 83.0%
3. Age appropriate facilities – 76.0%

Other top 3 of 7 ranked 1 through 3

1. Sufficient staffing – 98.8%
2. Modern facilities – 74.7%
3. Equalize number of student – 66.2%

Configuration options based on top 3 of 7

1. Two K-5 schools of similar size – 84.4%
2. Two K-5 schools (new larger Ben Franklin, minimal renovations to East Pike – 78.4%
3. Three K-5 schools of similar size – 63.9%

Preference if a new Ben Franklin Elementary

1. Students separated into primary and intermediate – 51.8%
2. No preference – 30.1%
3. Two K-5 schools within a school and separate entrances – 18.1%

Top Score of Each Ranking of Academic items 1 (highest priority) to 10 (least priority):

- 1 – Number of students in a classroom – 38.6%
- 2 – Student services – 20.5%
- 3 – Tie: Programs and Student services – 16.9%
- 4 – Common planning time – 18.1%
- 5 – Common planning time – 15.7%
- 6 – Consistency in program offerings – 13.3%
- 7 – Constructive use of time – 20.5%
- 8 – Tie: Buddy system/role models and Transitions – 16.9%
- 9 – Parent involvement and communication – 22.9%
- 10 – Buddy system/role models – 41.0%

Top Score of Each Ranking of Facilities items 1 (highest priority) to 10 (least priority):

- 1 – Adequately sized rooms – 38.6%
- 2 – Tie: Adequately sized rooms and Age appropriate facilities – 20.5%
- 3 – Environmental – 32.5%
- 4 – Tie: Fully handicapped accessible and Space for hands on learning activities – 18.1%
- 5 – Space for hands on learning activities – 18.1%
- 6 – Recreation and play space – 20.5%
- 7 – Recreation and play space – 25.3%
- 8 – Space for large group activities – 19.3%
- 9 – Small schools – 26.5%
- 10 – Small schools – 43.4%

Top Score of Each Ranking of Other items 1 (highest priority) to 7 (least priority):

- 1 – Sufficient staffing – 65.1%
- 2 – Sufficient staffing – 30.1%
- 3 – Equalize number of students among schools – 30.1%
- 4 – Adequate parking – 26.5%
- 5 – Community schools – 27.7%
- 6 – Minimize traffic congestion – 28.9%
- 7 – Maintain attendance lines – 34.9%

Top Score of Each Ranking of Configuration Options 1 (highest priority) to 6 (least priority):

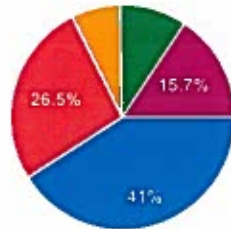
- 1 – Two K-5 schools of similar size – 42.2%
- 2 – Two K-5 schools (new larger Ben Franklin, minimal work at East Pike) – 38.6%
- 3 – Three K-5 schools of similar size – 26.5%
- 4 – Three K-5 schools of unequal size – 37.3%
- 5 – Tie: Four schools K-2/3-5, Four schools K-3/4-5 – 38.6%
- 6 – Four schools K-2/3-5 – 42.2%

83 responses

[View all responses](#) [Publish analytics](#)

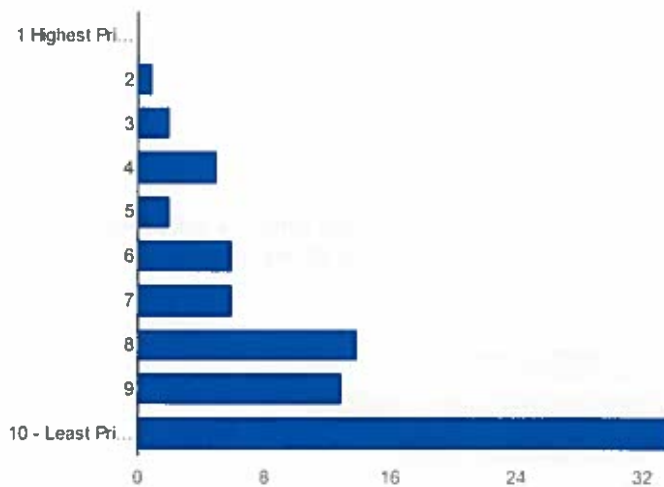
Summary

What school do you work in?



Ben Franklin	34	41%
East Pike	22	26.5%
Eisenhower	6	7.2%
Horace Mann	8	9.6%
More than one school	13	15.7%

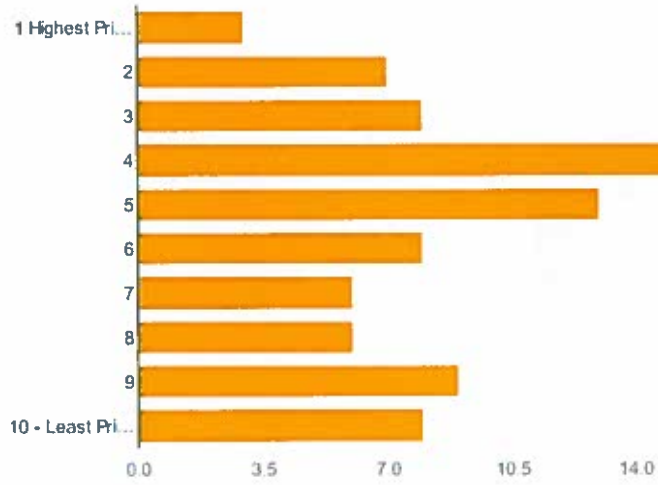
Buddy system, role models [Academic: Please rank the following from 1 - Highest Priority through 10 - Least Priority in order of importance to you.]



1 Highest Priority	0	0%
2	1	1.2%
3	2	2.4%
4	5	6%
5	2	2.4%
6	6	7.2%
7	6	7.2%
8	14	16.9%
9	13	15.7%
10 - Least Priority	32	38.6%

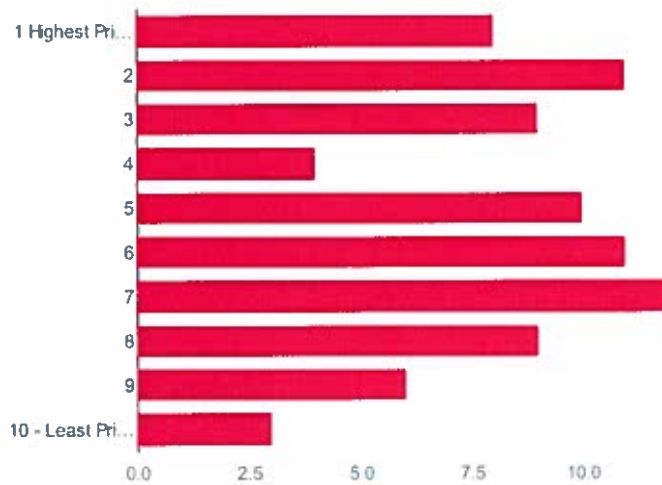
9 13 15.7%
 10 - Least Priority 34 41%

Common planning time [Academic: Please rank the following from 1 - Highest Priority through 10 - Least Priority in order of importance to you.]



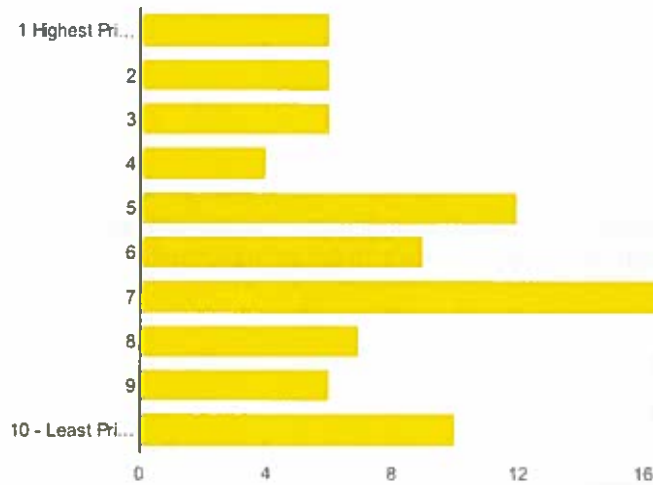
1 Highest Priority 3 3.6%
 2 7 8.4%
 3 8 9.6%
 4 15 18.1%
 5 13 15.7%
 6 8 9.6%
 7 6 7.2%
 8 6 7.2%
 9 9 10.8%
 10 - Least Priority 8 9.6%

Consistency in program offerings [Academic: Please rank the following from 1 - Highest Priority through 10 - Least Priority in order of importance to you.]



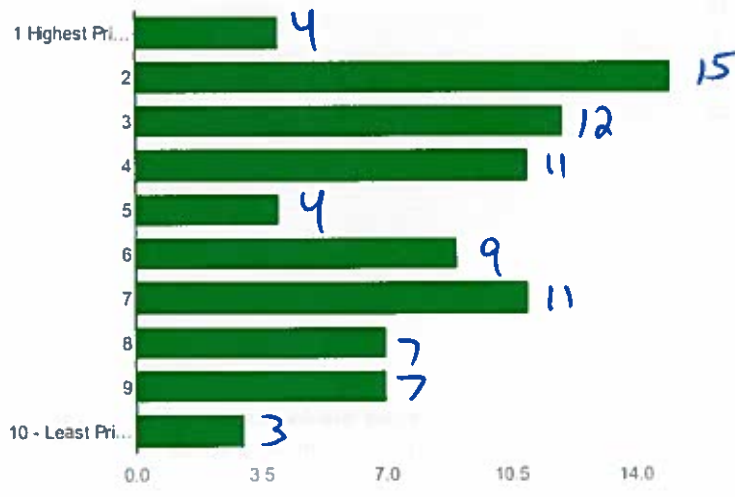
1 Highest Priority	8	9.6%
2	11	13.3%
3	9	10.8%
4	4	4.8%
5	10	12%
6	11	13.3%
7	12	14.5%
8	9	10.8%
9	6	7.2%
10 - Least Priority	3	3.6%

Constructive use of time [Academic: Please rank the following from 1 - Highest Priority through 10 - Least Priority in order of importance to you.]



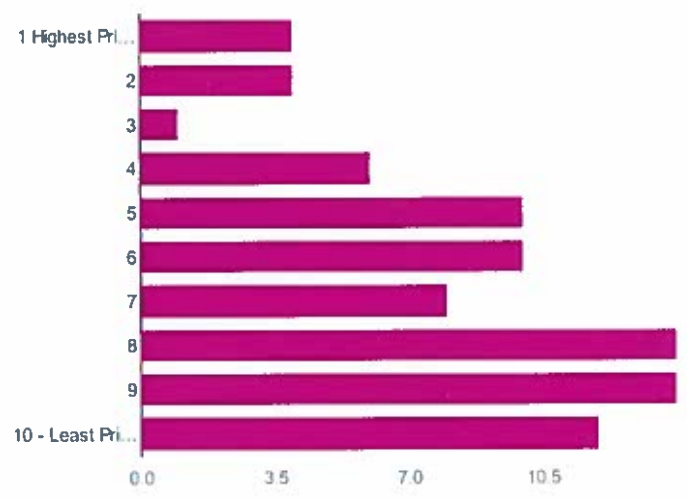
1 Highest Priority	6	7.2%
2	6	7.2%
3	6	7.2%
4	4	4.8%
5	12	14.5%
6	9	10.8%
7	17	20.5%
8	7	8.4%
9	6	7.2%
10 - Least Priority	10	12%

Full-time staff in schools versus shared staff [Academic: Please rank the following from 1 - Highest Priority through 10 - Least Priority in order of importance to you.]



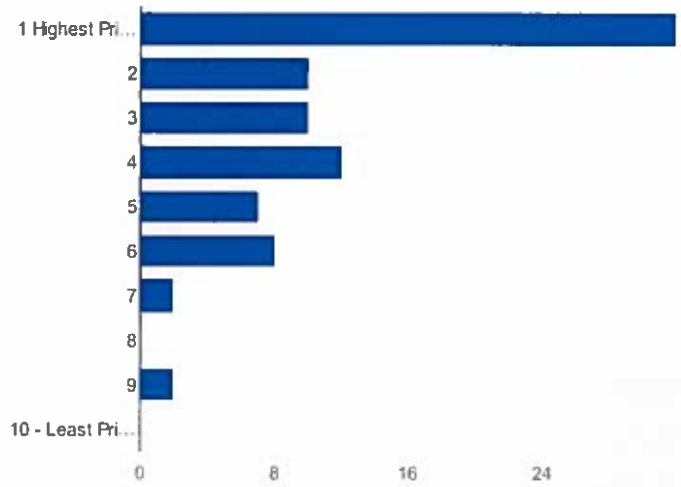
7	11	13.3%
8	7	8.4%
9	7	8.4%
10 - Least Priority	3	3.6%

Fewer transitions between schools [Academic: Please rank the following from 1 - Highest Priority through 10 - Least Priority in order of importance to you.]



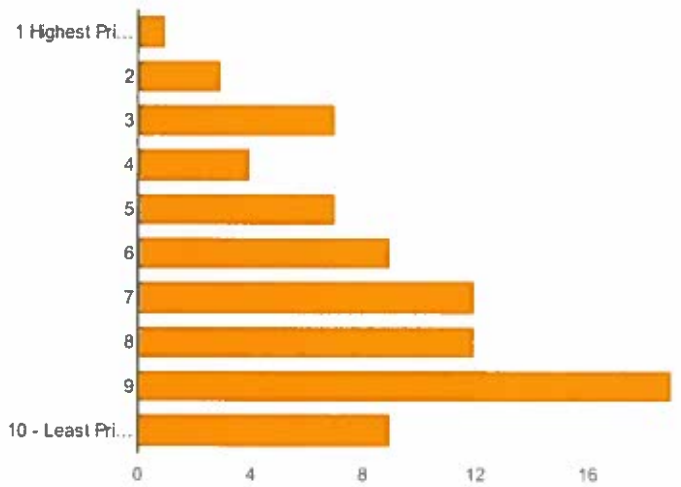
1 Highest Priority	4	4.8%
2	4	4.8%
3	1	1.2%
4	6	7.2%
5	10	12%
6	10	12%
7	8	9.6%
8	14	16.9%
9	14	16.9%
10 - Least Priority	12	14.5%

Number of students in a classroom [Academic: Please rank the following from 1 - Highest Priority through 10 - Least Priority in order of importance to you.]



1 Highest Priority	32	38.6%
2	10	12%
3	10	12%
4	12	14.5%
5	7	8.4%
6	8	9.6%
7	2	2.4%
8	0	0%
9	2	2.4%
10 - Least Priority	0	0%

Parent involvement and communication [Academic: Please rank the following from 1 - Highest Priority through 10 - Least Priority in order of importance to you.]



1 Highest Priority	1	1.2%
2	3	3.6%
3	7	8.4%
4	4	4.8%
5	7	8.4%

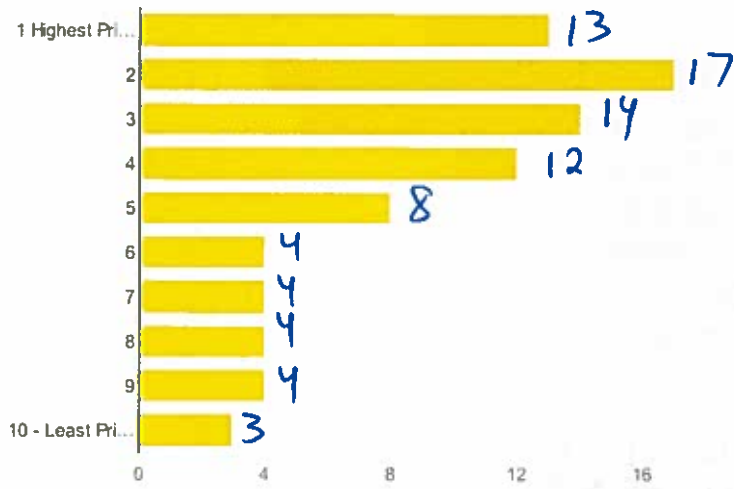
6	9	10.8%
7	12	14.5%
8	12	14.5%
9	19	22.9%
10 - Least Priority	9	10.8%

Program offerings (Art, Library, Music, PE, Technology, other) [Academic: Please rank the following from 1 - Highest Priority through 10 - Least Priority in order of importance to you.]

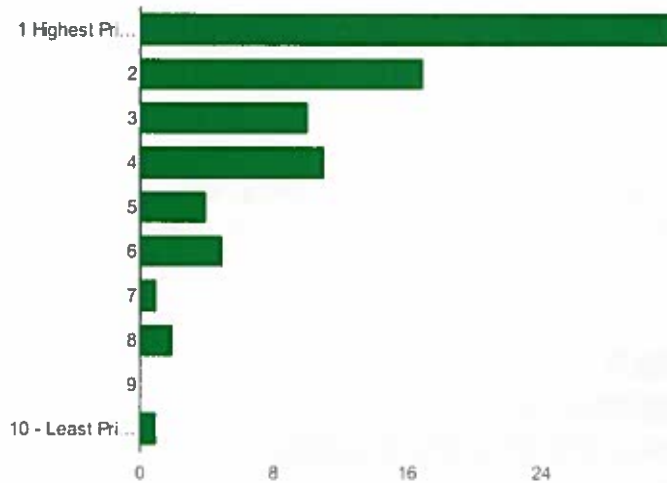


1 Highest Priority	12	14.5%
2	9	10.8%
3	14	16.9%
4	10	12%
5	10	12%
6	9	10.8%
7	5	6%
8	10	12%
9	3	3.6%
10 - Least Priority	1	1.2%

Student services (Guidance, Social, Emotional, other) [Academic: Please rank the following from 1 - Highest Priority through 10 - Least Priority in order of importance to you.]

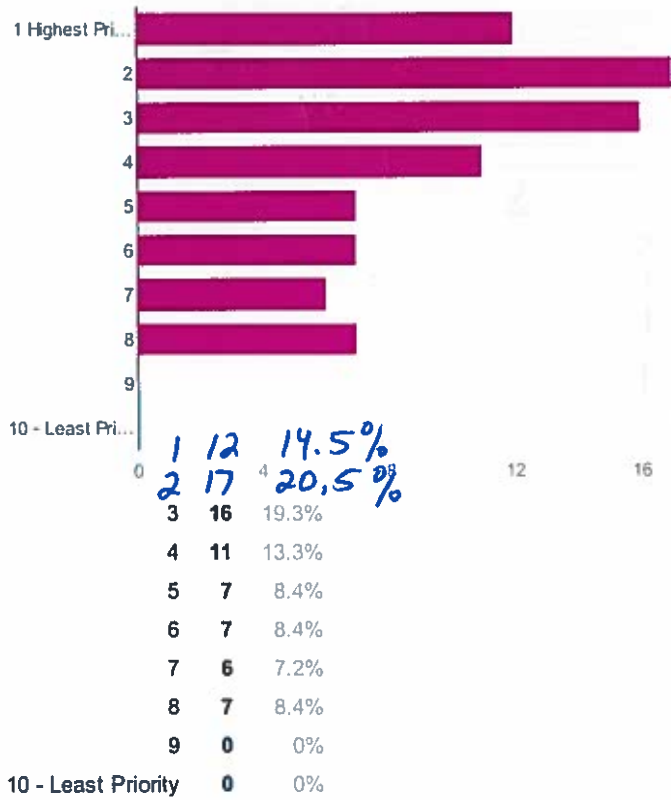


Adequately sized rooms [Facilities: Please rank the following from 1 - Highest Priority through 10 - Least Priority in order of importance to you.]

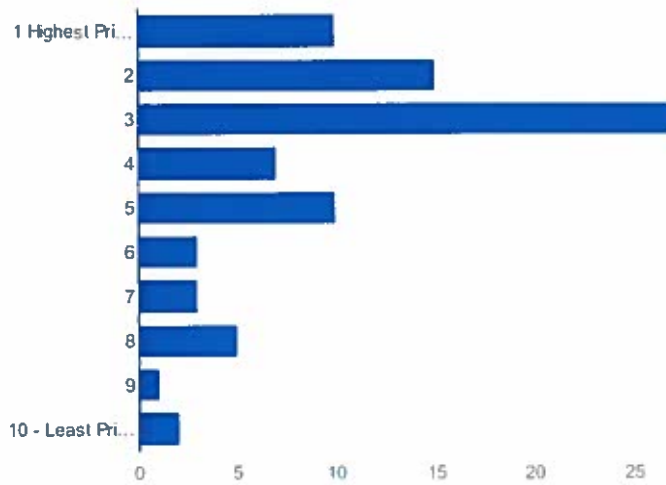


1 Highest Priority	32	38.6%
2	17	20.5%
3	10	12%
4	11	13.3%
5	4	4.8%
6	5	6%
7	1	1.2%
8	2	2.4%
9	0	0%
10 - Least Priority	1	1.2%

Age appropriate facilities [Facilities: Please rank the following from 1 - Highest Priority through 10 - Least Priority in order of importance to you.]



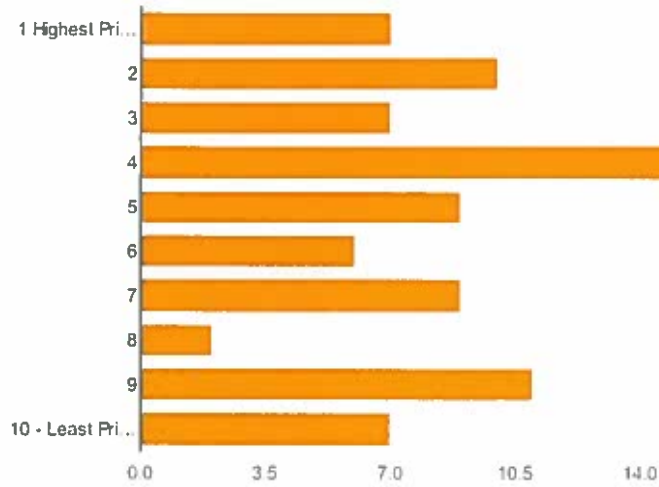
Environmental: heating, air conditioning, lighting [Facilities: Please rank the following from 1 - Highest Priority through 10 - Least Priority in order of importance to you.]



1 Highest Priority	10	12%
2	15	18.1%
3	27	32.5%
4	7	8.4%
5	10	12%
6	3	3.6%
7	3	3.6%
8	5	6%
9	1	1.2%

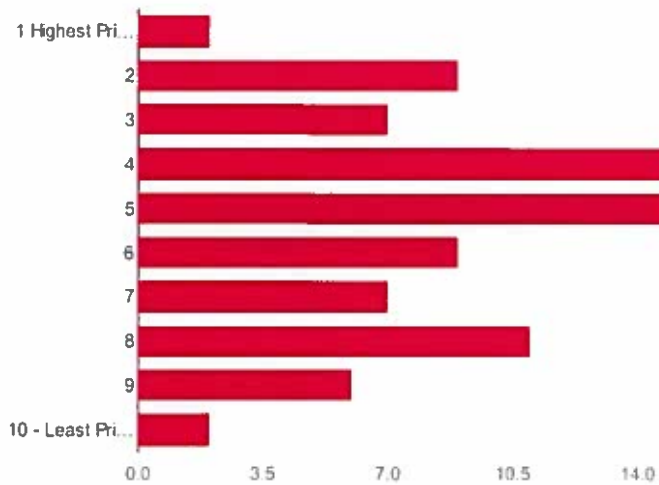
10 - Least Priority 2 2.4%

Fully handicapped accessible [Facilities: Please rank the following from 1 - Highest Priority through 10 - Least Priority in order of importance to you.]



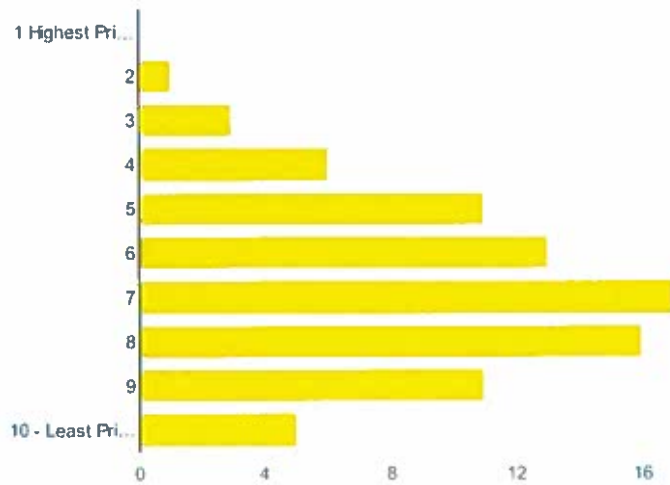
1 Highest Priority	7	8.4%
2	10	12%
3	7	8.4%
4	15	18.1%
5	9	10.8%
6	6	7.2%
7	9	10.8%
8	2	2.4%
9	11	13.3%
10 - Least Priority	7	8.4%

Space for hands on learning activities [Facilities: Please rank the following from 1 - Highest Priority through 10 - Least Priority in order of importance to you.]



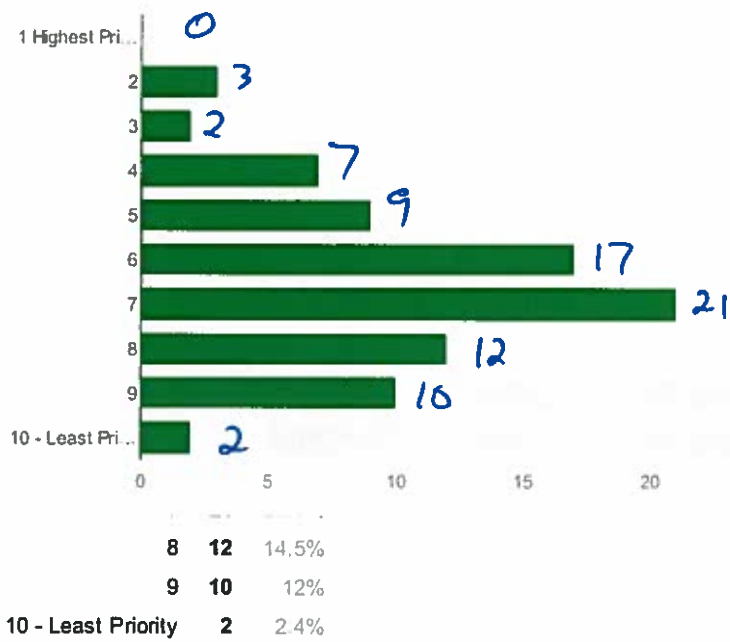
1 Highest Priority	2	2.4%
2	9	10.8%
3	7	8.4%
4	15	18.1%
5	15	18.1%
6	9	10.8%
7	7	8.4%
8	11	13.3%
9	6	7.2%
10 - Least Priority	2	2.4%

Space for large group activities [Facilities: Please rank the following from 1 - Highest Priority through 10 - Least Priority in order of importance to you.]

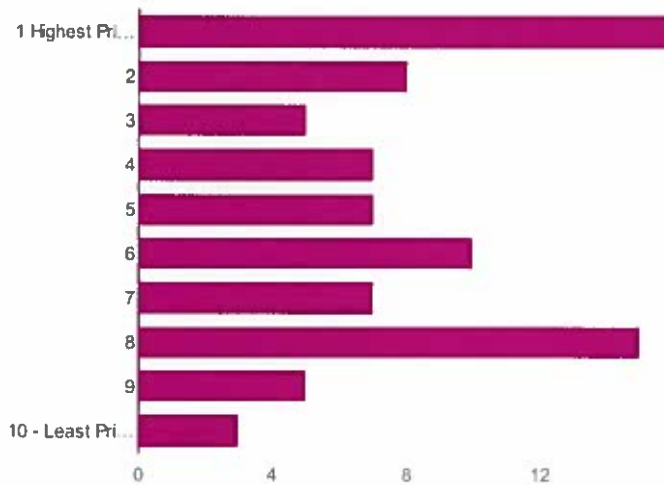


1 Highest Priority	0	0%
2	1	1.2%
3	3	3.6%
4	6	7.2%
5	11	13.3%
6	13	15.7%
7	17	20.5%
8	16	19.3%
9	11	13.3%
10 - Least Priority	5	6%

Recreation and play space [Facilities: Please rank the following from 1 - Highest Priority through 10 - Least Priority in order of importance to you.]

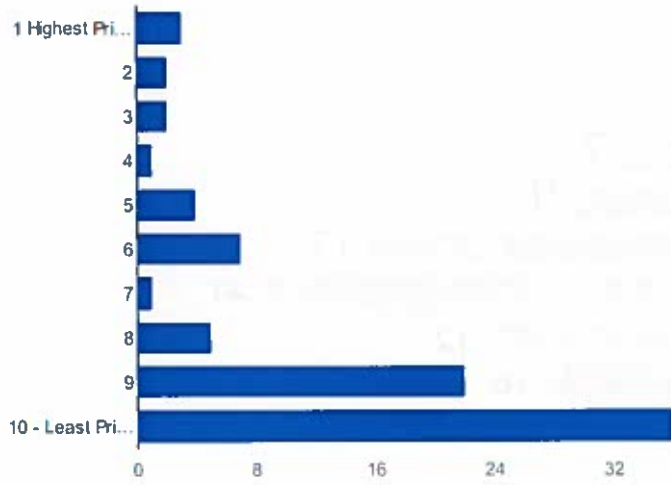


Safety & security (interior & exterior doors, windows, security staff, etc.)
 [Facilities: Please rank the following from 1 - Highest Priority through 10 - Least Priority in order of importance to you.]



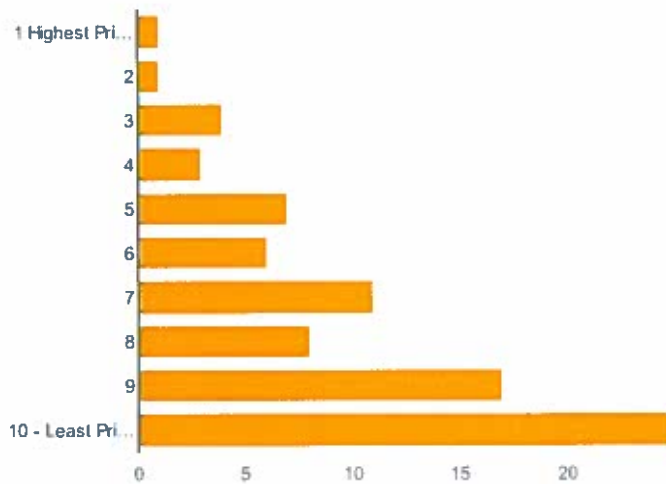
1 Highest Priority	16	19.3%
2	8	9.6%
3	5	6%
4	7	8.4%
5	7	8.4%
6	10	12%
7	7	8.4%
8	15	18.1%
9	5	6%
10 - Least Priority	3	3.6%

Small schools [Facilities: Please rank the following from 1 - Highest Priority through 10 - Least Priority in order of importance to you.]



1 Highest Priority	3	3.6%
2	2	2.4%
3	2	2.4%
4	1	1.2%
5	4	4.8%
6	7	8.4%
7	1	1.2%
8	5	6%
9	22	26.5%
10 - Least Priority	36	43.4%

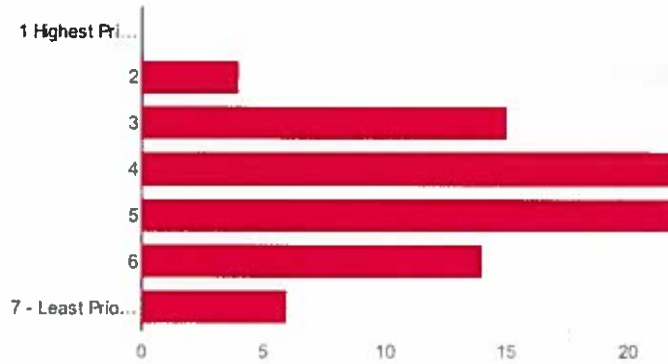
Storage [Facilities: Please rank the following from 1 - Highest Priority through 10 - Least Priority in order of importance to you.]



1 Highest Priority	1	1.2%
2	1	1.2%
3	4	4.8%
4	3	3.6%
5	7	8.4%
6	6	7.2%

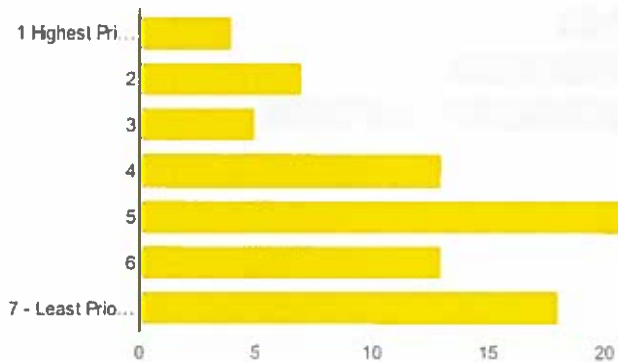
7	11	13.3%
8	8	9.6%
9	17	20.5%
10 - Least Priority	25	30.1%

Adequate parking [Other: Please rank the following from 1 - Higeast Priority through 7 - Least Priority in order of importance to you.]



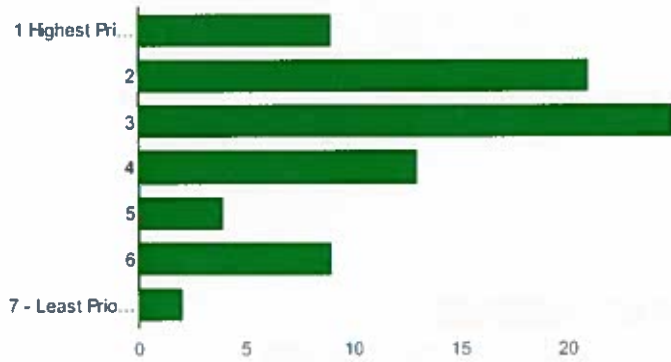
1 Highest Priority	0	0%
2	4	4.8%
3	15	18.1%
4	22	26.5%
5	22	26.5%
6	14	16.9%
7 - Least Priority	6	7.2%

Community schools [Other: Please rank the following from 1 - Higeast Priority through 7 - Least Priority in order of importance to you.]



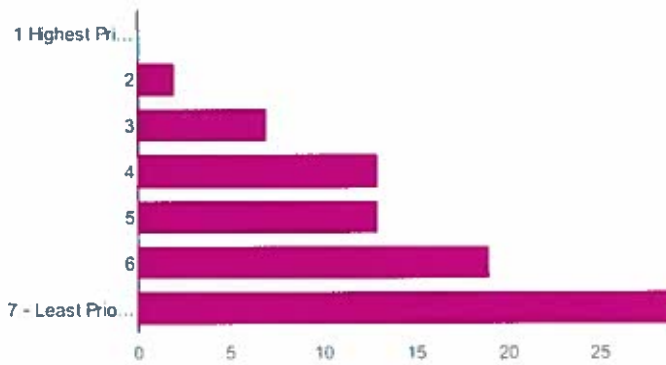
1 Highest Priority	4	4.8%
2	7	8.4%
3	5	6%
4	13	15.7%
5	23	27.7%
6	13	15.7%
7 - Least Priority	18	21.7%

Equalize number of students among schools [Other: Please rank the following from 1 - Highest Priority through 7 - Least Priority in order of importance to you.]



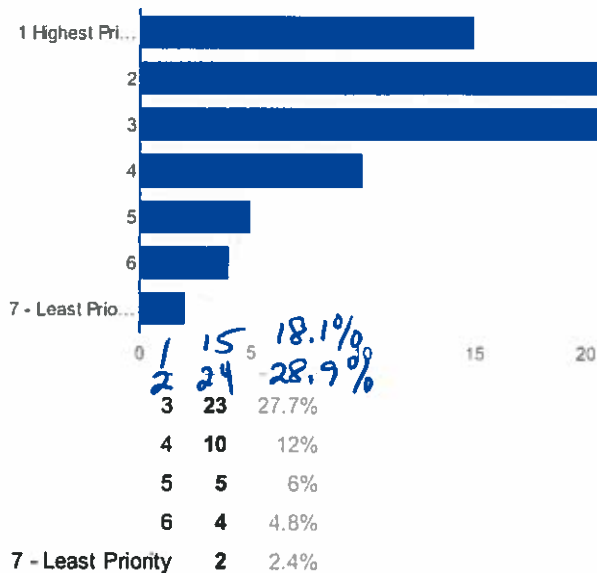
1 Highest Priority	9	10.8%
2	21	25.3%
3	25	30.1%
4	13	15.7%
5	4	4.8%
6	9	10.8%
7 - Least Priority	2	2.4%

Maintain attendance lines [Other: Please rank the following from 1 - Highest Priority through 7 - Least Priority in order of importance to you.]

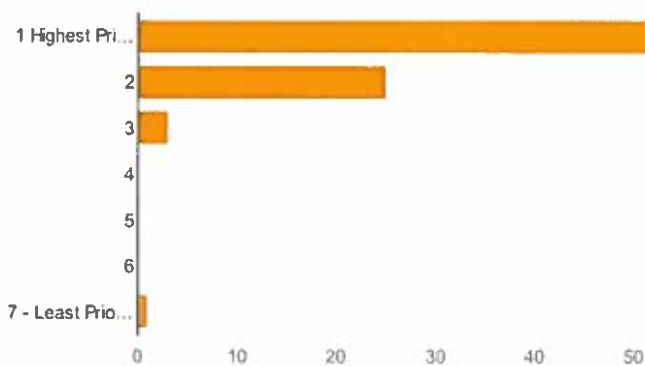


1 Highest Priority	0	0%
2	2	2.4%
3	7	8.4%
4	13	15.7%
5	13	15.7%
6	19	22.9%
7 - Least Priority	29	34.9%

Modern facilities [Other: Please rank the following from 1 - Highest Priority through 7 - Least Priority in order of importance to you.]

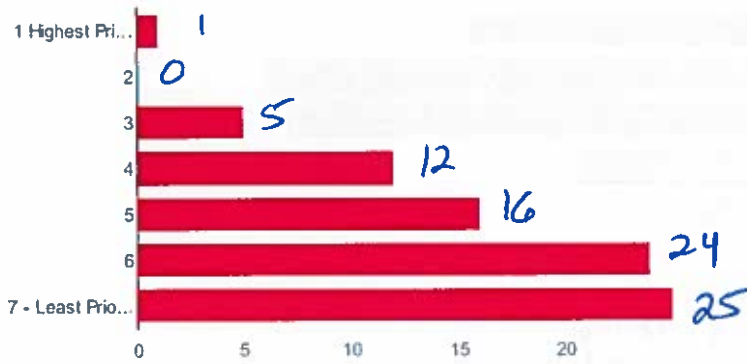


Sufficient staffing [Other: Please rank the following from 1 - Highest Priority through 7 - Least Priority in order of importance to you.]

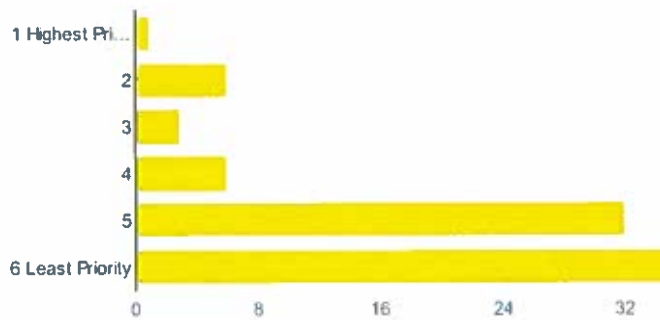


1 Highest Priority	54	65.1%
2	25	30.1%
3	3	3.6%
4	0	0%
5	0	0%
6	0	0%
7 - Least Priority	1	1.2%

Minimize traffic congestion [Other: Please rank the following from 1 - Highest Priority through 7 - Least Priority in order of importance to you.]



Four schools with two K-2 and two 3-5 (requires additions at Eisenhower)
 [OPTIONS: Please rank your preference for the building configuration options from 1 - Highest Priority through 6 - Least Priority in order of importance to you.]



1 Highest Priority	1	1.2%
2	6	7.2%
3	3	3.6%
4	6	7.2%
5	32	38.6%
6 Least Priority	35	42.2%

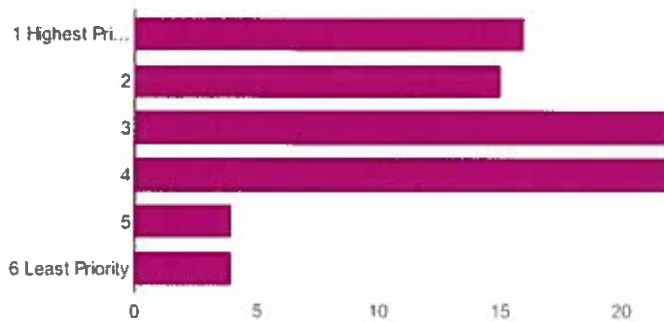
Four schools with two K-3 and two 4-5 (no construction expense required)
 [OPTIONS: Please rank your preference for the building configuration options from 1 - Highest Priority through 6 - Least Priority in order of importance to you.]



1 Highest Priority	8	9.6%
2	1	1.2%
3	6	7.2%

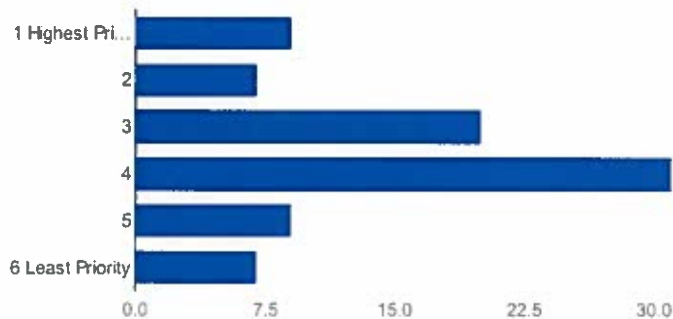
	4	6	7.2%
	5	32	38.6%
6 Least Priority	30		36.1%

Three K-5 schools of similar size (new Ben Franklin, additions at East Pike and Eisenhower) [OPTIONS: Please rank your preference for the building configuration options from 1 - Highest Priority through 6 - Least Priority in order of importance to you.]



1 Highest Priority	16	19.3%
2	15	18.1%
3	22	26.5%
4	22	26.5%
5	4	4.8%
6 Least Priority	4	4.8%

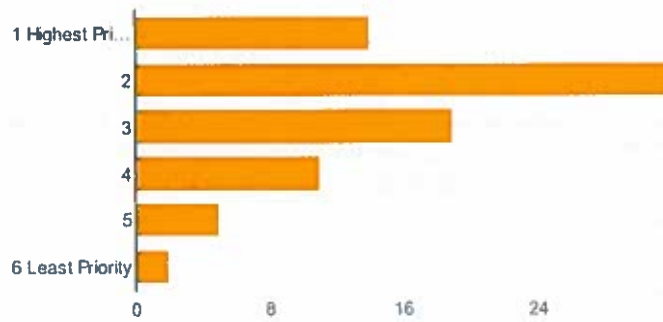
Three K-5 schools of unequal size (larger new Ben Franklin, less or no work at East Pike and Eisenhower) [OPTIONS: Please rank your preference for the building configuration options from 1 - Highest Priority through 6 - Least Priority in order of importance to you.]



1 Highest Priority	9	10.8%
2	7	8.4%
3	20	24.1%
4	31	37.3%
5	9	10.8%
6 Least Priority	7	8.4%

Two K-5 schools (new larger Ben Franklin, minimal renovations at East Pike) [OPTIONS: Please rank your preference for the building configuration options from 1 - Highest Priority through 6 - Least Priority in order of importance to

you.]



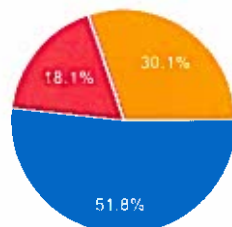
1 Highest Priority	14	16.9%
2	32	38.6%
3	19	22.9%
4	11	13.3%
5	5	6%
6 Least Priority	2	2.4%

Two K-5 schools of similar size (new Ben Franklin, renovations/additions at East Pike) [OPTIONS: Please rank your preference for the building configuration options from 1 - Highest Priority through 6 - Least Priority in order of importance to you.]



1 Highest Priority	35	42.2%
2	22	26.5%
3	13	15.7%
4	7	8.4%
5	1	1.2%
6 Least Priority	5	6%

New Ben Franklin: Please select your preference if a new larger Ben Franklin Elementary is built.



Students separated into primary and intermediate	43	51.8%
Two K-5 schools within a school and separate entrances	15	18.1%
No preference	25	30.1%

Comments Section

The fewer the buildings the easier it is to consistently deliver PD and keep curriculum consistent however the underlying need will be effectively utilizing staff in any scenario. I would like to see an extension of technology in grades K-3.

Thank you for soliciting teachers' input on this matter.

Close HM+IKE Build a New School with a New Name to send us into NewPath! Add on to EP and give it A/C. Let's be progressive for kids, community, and future. Stop trying to preserve outdated buildings. IKE+HM= Eyesores+Money pits #MoveIASDForward

Please consider having separate rooms for all specialists if you decide on the new Ben Franklin with primary and intermediate wings.

Please think about what is best for the long term. I would rather see the district spend some money now and have it be stable for the next 20 years. The last move was very difficult for many teachers and students.

I really don't know what the best configuration would be, but I'm concerned that we just made a huge transition and could very soon be making another one. Also, all the options refer to K as being the youngest grade. We also have Pre-K.

Thank you for your interest in the input of faculty and staff. Whatever final decisions are made, I am hopeful that students will be able to access the support services they need in order to be successful.

Need a new Ben Franklin with balanced programs. We need to provide a range of services at each level.

Prefer a new Ben Franklin with the other elementary (or elementaries) schools having an equal size regarding number of students as well as a balance of special education services

The 3 building option will require breaking up the students, again. A 2 building option would keep students and teachers intact in familiar buildings. Having buildings that are climate controlled would allow us to have a year round schedule.

Indiana Elementary Schools are old and antiquated. Let's get with the 21st century, for real! For such a prestigious school district, these buildings are not appealing in a physical manner. New Ben Franklin all the way!

I believe it could really hurt the borough to get rid of both town schools. Families will lose reasons to move into the borough. I hesitate to burden our taxpayers with construction of a new school. Many things to think about...

By voting for 2 unequal K-5 elementary schools, we will be voting to create inconstancy. There is no way a school with 3-4 classrooms per grade level will ever run the same as a school with 7-9 classrooms per grade level.

The only two options that make any sense to me at all are A) 4 schools w/ no construction, and B) 4 schools with additions to Ike. If you close Horace Mann and/or Eisenhower it will have extremely detrimental effects on our community.

Choosing between safety of students and adequate play space or air conditioning seems to trivialize areas that, independently, have value. Fewer buildings does not maintain class size. Classrooms are beyond the recommended number in primary already.

Please consider adding air conditioning to East Pike if Ben Franklin is getting a new building. It would only add an expense for a few weeks out of a year and make a huge impact. Please make it easier for parents with more than 1 child.

Thank you for considering our opinions!

All elementary buildings need to be air-conditioned!

Addition of another Pre K Class at Ben Franklin and East Pike

Air conditioning is an absolute must for the elementary buildings! The extreme heat makes it difficult for students and faculty to function in a healthy and productive manner. Attendance lines-priority. Class size concerns now. 3 K-5 would also provide choice for at least one neighborhood school! Survey poorly designed with inadequate space for comments.

The programs that we offer has to be our HIGHEST priority!! Students may be influenced for the rest of their lives by the classes they are exposed to such as technology, music. This is accomplished most efficiently with 2 equally sized buildings.

Education is the top priority. What configuration can offer the most classes/options for our students?

Completed to the best of my ability. The survey was very leading and did not allow me to truly express my opinions or choices. The board and Admin. would have a more realistic understanding of our needs if they personally visited BF classrooms.

Number of daily responses

